



The early counting books – used for one to one correspondence (pointing to count) and cardinality (how many?) knowing that the last number answers this question.




These books allow the child to focus on one to one correspondence for one amount only. On each page of the Two Book, for example, there are two items to count in one to one correspondence.

Such number books are available for numbers 0 to 10. Items are displayed throughout the full series of books in many different arrangements: the Numicon format, linearly, randomly, in a circle, as the correct number of fingers and the last page in most books asks to count items when there are more than that number of items on the page, eg how many baby ducks when the page shows 3 baby ducks and a mother duck.

The same set items are displayed on two consecutive pages. On the first page the set of items provides the opportunity to count independently and reinforce the answer with the Numicon image (hidden under a flap),





the second page displays the same items but with a number on each of the items and so the count sequence is there to support one to one correspondence. There is then another flap with the corresponding digit hidden under it.

The books help to teach number recognition, one to one correspondence, the count sequence and cardinality, (how many?)